

### Features

- Low Insertion Loss
- Low Ripple
- Wide passband response

### Description

Surface mount, silver (Ag) coated ceramic diplexer. Developed for use in Infrastructure Applications.

Weight: 12.0 grams typical

Material: Filter is composed of a ceramic block plated with Ag and a shield made of Sn plated steel.

Filter complies with RoHS standards.

### Electrical Specifications



Parameter	Frequency MHz	Typical @ 25°C	Specification @ 25°C	Spec over -40°C to +85°C
<b>Low Band Response</b>				
Passband Iloss	698 - 803	-1.4	-1.6	-1.8
Passband Return Loss @ Port 1	698 - 803	-11.5	-10.0	-10.0
Passband Return Loss @ Port 2	698 - 803	-11.5	-10.0	-10.0
Attenuation	824 - 894	-23.0	-20.0	-20.0
<b>High Band Response</b>				
Passband Iloss	824 - 894	-1.4	-1.6	-1.8
Passband Return Loss @ Port 1	824 - 894	-11.5	-10.0	-10.0
Passband Return Loss @ Port 2	824 - 894	-11.5	-10.0	-10.0
Attenuation	698 - 803	-23.0	-20.0	-20.0
Power into any port	Average	3 Watt max		
Power into any port	Peak	20 Watt max		

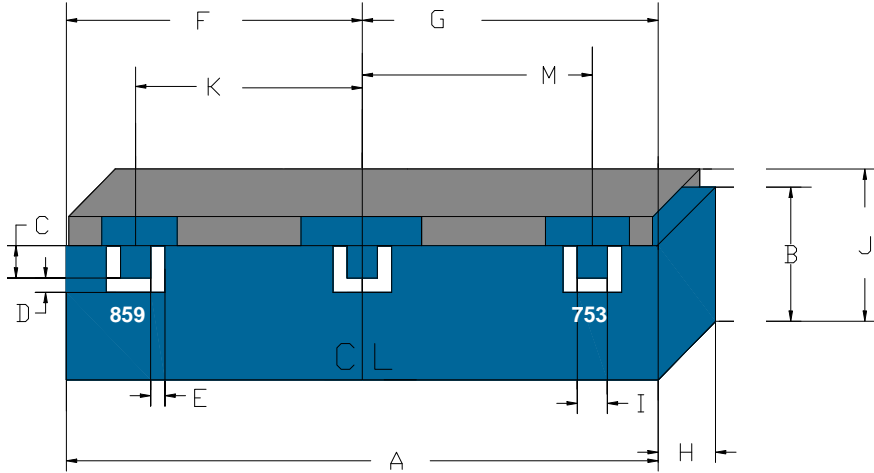
Note: Supplier shall test each filter to the critical electrical specifications of the above table. Any subsequent audits may deviate from in value due to measurement repeatability among different test systems. Such deviations shall not exceed the following limits:

Specification	Allowance
Insertion Loss	0.1 dB
Return Loss	1.0 dB
Stopbands	1.0 dB

\*This product is covered by one or more of the following U.S. and foreign patents including: US 4,692,726;US 4,742,562; US 4,800,348;US 4,829,274;US 5,146,193;EP 0573597;DE 0573597;FR 0573597;JP 508149/92;KR 142171;US 5,162,760;US 5,218,329;US 5,250,916;US 5,327,109;US 5,488,335;CA 2114029;FR 9306297;GB 2273393;JP 3205337;KR 115113;CN 93106228.4;US 5,512,866;EP 0706719;DE 0706719;FR 0706719;GB 0706719;CN 95190359.4;US 5,602,518;US 5,721,520;US 5,745,018;EP 0910875;DE 0910875;DK 0910875;FR 0910875;GB 0910875;IE 0910875;JP 505182/98;KR 10-323013;US 5,994,978;US 6,462,629;CN 00810420.4;US 6,559,735;US 6,650,202;US 6,834,429. Other US and foreign patents pending.

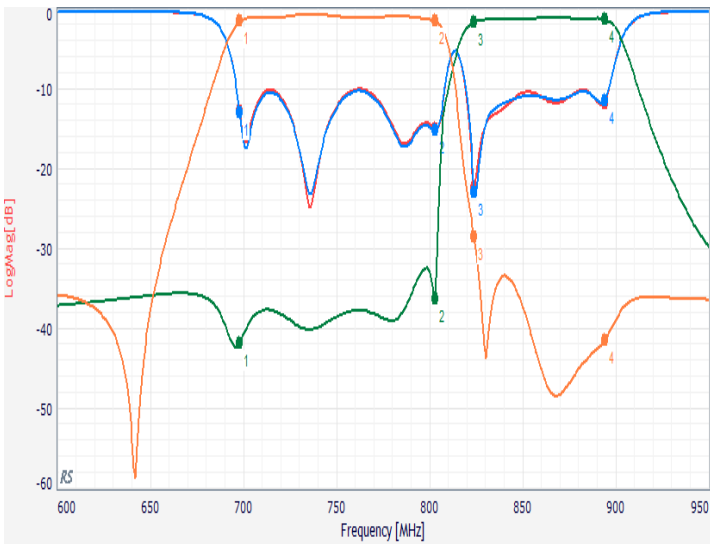
### Mechanical Drawing

Preliminary Rev D – Origin Date: January 30, 2015 – Revision Date: June 12, 2015

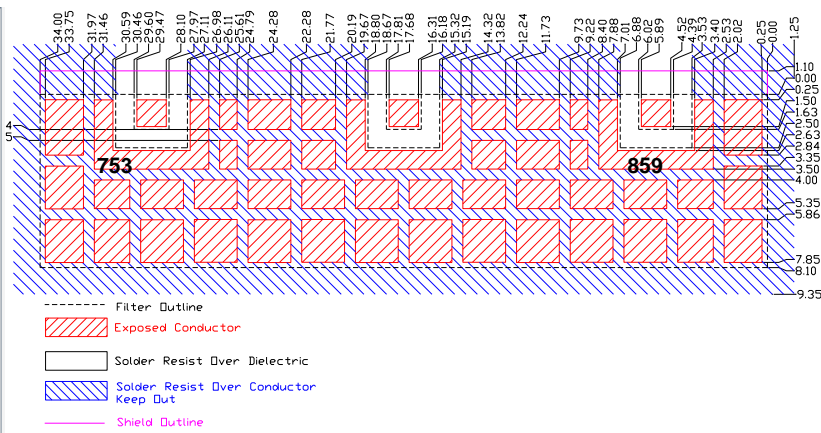


Dimension	Nominal (mm)	Tolerance (mm) +/-
A	31.67	max
B	8.10	max
C	1.63	0.13
D	0.86	0.13
E	0.86	0.13
F	15.84	0.13
G	15.84	0.13
H	7.60	max
I	1.63	0.13
J	9.20	max
K	11.79	0.13
M	11.79	0.13

### Electrical Response

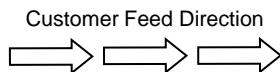


### PCB Layout

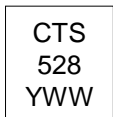


### Packaging and Marking

DIMENSION	UNITS	SPECIFICATION
REEL DIAMETER	mm	330
REEL WEIGHT	kg	3.8
REEL QUANTITY	ea.	250



Product Marking



# TBD