

Features

- Low Insertion Loss
- Low Ripple
- Excellent Rejection and Isolation

Description

Surface mount, silver (Ag) coated ceramic duplexer. Developed for use in EGSM Infrastructure Applications.

Weight: 12.0 grams typical

Material: Filter is composed of a ceramic block plated with Ag and a shield made of Sn plated steel.

Filter complies with RoHS standards.

Electrical Specifications



Parameter	Frequency MHz	Typical @ 25°C	Specification @ 25°C	Spec over -40°C to +85°C
Low Band Response (S13)				
Passband Iloss	880 - 915	-2.80	-3.10	-3.30
Passband Ripple	880 - 915	-1.50	1.90	2.00
Passband Return Loss @ Port 2	880 - 915	-12.00	-10.00	-10.00
Passband Return Loss @ Ant	880 - 915	-12.00	-10.00	-10.00
	925 - 960	-44.00	-40.00	-40.00
High Band Response (S21)				
Passband Iloss	925 - 960	-2.80	-3.10	-3.30
Passband Ripple	925 - 960	-1.50	1.90	2.00
Passband Return Loss @ Port 3	925 - 960	-12.00	-10.00	-10.00
Passband Return Loss @ Ant	925 - 960	-12.00	-10.00	-10.00
Attenuation	880 - 915	-44.00	-40.00	-40.00
Isolation (S23)				
Isolation @ Low Band	880 - 915	-45.00	-42.00	-42.00
Isolation @ High Band	925 - 960	-45.00	-42.00	-42.00
Power into any port		3 Watt max		

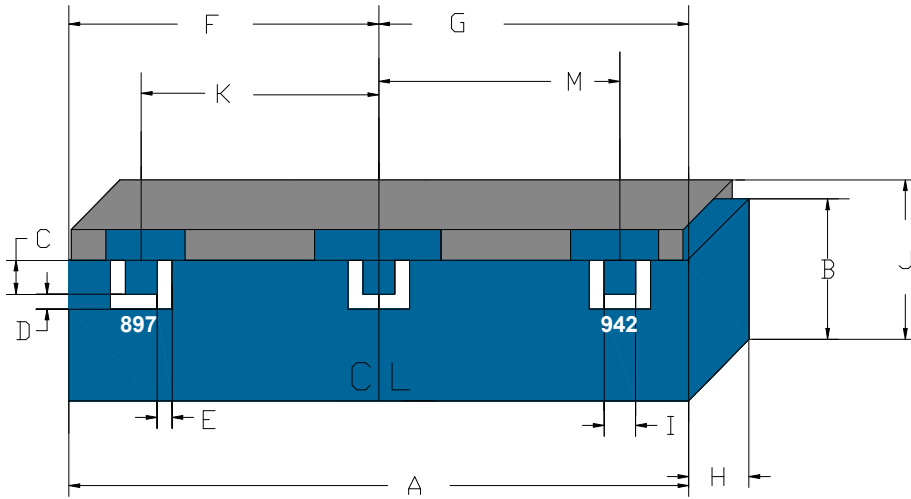
Note: Supplier shall test each filter to the critical electrical specifications of the above table. Any subsequent audits may deviate from in value due to measurement repeatability among different test systems. Such deviations shall not exceed the following limits:

Specification Allowance	
Insertion Loss	0.1 dB
Return Loss	1.0 dB
Stopbands	1.0 dB

*This product is covered by one or more of the following U.S. and foreign patents including: US 4,692,726; US 4,742,562; US 4,800,348; US 4,829,274; US 5,146,193; EP 0573597; DE 0573597; FR 0573597; JP 508149/92; KR 142171; US 5,162,760; US 5,218,329; US 5,250,916; US 5,327,109; US 5,488,335; CA 2114029; FR 9306297; GB 2273393; JP 3205337; KR 115113; CN 93106228.4; US 5,512,866; EP 0706719; DE 0706719; FR 0706719; GB 0706719; CN 95190359.4; US 5,602,518; US 5,721,520; US 5,745,018; EP 0910875; DE 0910875; DK 0910875; FR 0910875; GB 0910875; IE 0910875; JP 505182/98; KR 10-323013; US 5,994,978; US 6,462,629; CN 00810420.4; US 6,559,735; US 6,650,202; US 6,834,429. Other US and foreign patents pending.

Mechanical Drawing

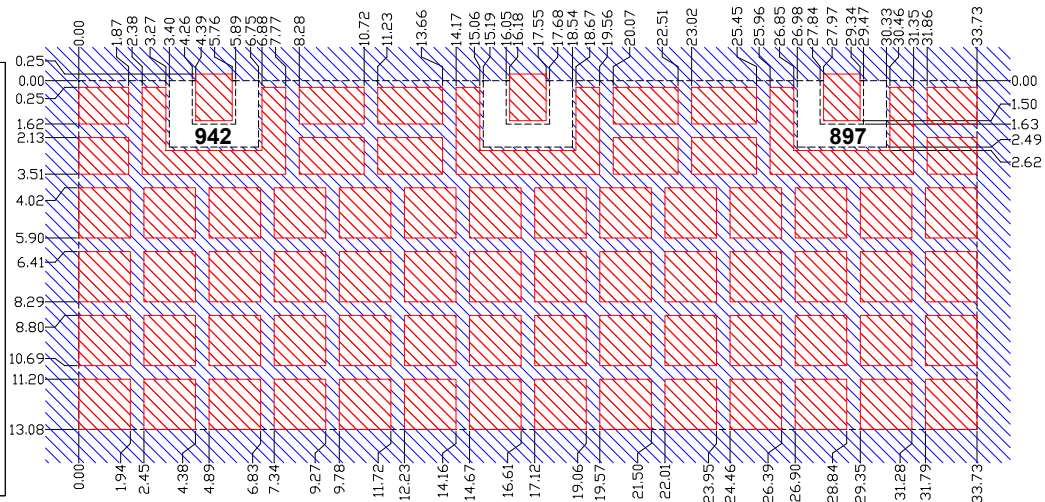
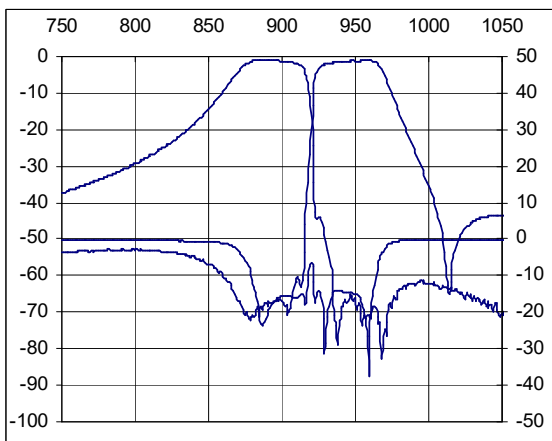
Rev 0 – Origin Date: June 18, 2007 – Revision Date: August 1, 2007



Dimension	Nominal (mm)	Tolerance (mm) +/-
A	33.73	0.27
B	13.08	max
C	1.63	0.13
D	0.86	0.13
E	0.86	0.13
F	16.87	0.13
G	16.87	0.13
H	6.56	max
I	1.63	0.13
J	14.00	max
K	11.79	0.13
M	11.79	0.13

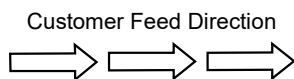
Electrical Response

PCB Layout



Packaging and Marking

DIMENSION	UNITS	SPECIFICATION
REEL DIAMETER	mm	330
REEL WEIGHT	kg	3.8
REEL QUANTITY	ea.	250



Product Marking

CTS
86B
YWW

