

VFFT130

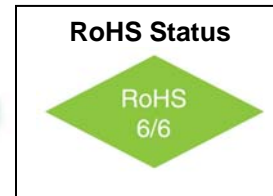

Frequency Translator to 180MHz

25.4x22mm SMD, CMOS



Features

- CMOS Output to 180MHz
- Ultra Low Jitter and Phase Noise: -157 dBc/Hz @ 100KHz
- Low Power: <220mW typical
- Low Profile SMD package



Applications

- Sonet / SDH / ATM
- 10 Gigabit Ethernet
- Forward Error Correction (FEC)

Description

The VFFT130 is a Frequency Translator capable of providing an output frequency up to 180 MHz. An internal synthesizer locks to the input reference clock and multiplies it up to the desired output frequency. An internal voltage regulator offers improved stability and noise performance. The output is configured as a sinewave. The VFFT130 is available in a 25.4mm x 22 mm surface mount package.

Electrical Specifications

Parameter	Symbol	Condition	Min	Typ	Max	Unit	Note
Input Frequency	Fref		0.008		180	MHz	
Output Frequency	Fout		50		180	MHz	
Operating Temperature Range	T		0° -40°		70° +85°	°C	Order Code B Order Code G
Output		Signal	CMOS				
Supply Voltage	Vcc		4.75 3.15	5.00 3.30	5.25 3.45	V	Order Code D Order Code E
Jitter		12KHz to 20MHz		0.3	1.0	ps	
SSB Phase Noise		100Hz 1KHz 10KHz 100KHz		-110 -135 -152 -158		dBc/ Hz	@ 100MHz



VFFT130
Frequency Translator to 180MHz
25.4x22mm SMD, CMOS



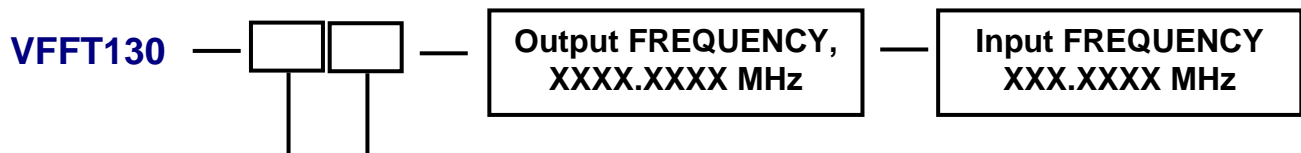
Electrical Specifications

Parameter	Symbol	Condition	Min	Typ	Max	Unit	Note
Supply Current	I _{cc}	50 Ohm Load		62	75	mA	
Load	50 Ohm to V _{cc} -2V or Thevenin Equivalent						
Duty Cycle		@ 50%	45	50	55	%	
Logic "1" Level	V _{oh}		V _{cc} -0.96		V _{cc} -0.81	V	
Logic "0" Level	V _{ol}		V _{cc} -1.85		V _{cc} -1.65	V	
Input Level		AC Coupled Internally	0.4		3.3	V p-p	
Lock Range			70	100		ppm	
Enable / Disable Function	Input HIGH (>2.5V): DISABLED Input LOW (<0.5V) or floating: ACTIVE					LVCMOS	
Enable / Disable Time	T _e /T _d				100	ns	

Absolute Maximum Ratings

Parameter	Symbol	Condition	Min	Typ	Max	Unit	Note
Supply Voltage	V _{cc}		-0.5		+5.5	V	
Storage Temperature	T _s		-55		+105°	°C	

How to Order



Temperature Range

Code	Specification
B	0°C to +70°C
G	-40°C to +85°C

Supply Voltage

Code	Specification
D	5V ± 5%
E	3.3V ± 5%



VFFT130

Frequency Translator to 180MHz

25.4x22mm SMD, CMOS



Environmental and Mechanical

Parameter	Specification
Mechanical Shock	Per MIL-STD-202, Method 213, Condition E
Thermal Shock	Per MIL-STD-883, Method 1011, Condition A
Vibration	Per MIL-STD-883, Method 2007, Condition A
Soldering Conditions	260°C for 10s max
Hermetic Seal	Leak rate less than 5×10^{-8} atm.cc/s of helium (crystal only)

Connection Diagram

Pin #	Connection
1	Vref
2	N/C
3	Vcc
4	Disable
5	Fout
6	nFout
7	GND

Mechanical Outline