

Features

- High Rejection
- Low Loss

Description

Surface mount, silver (Ag) coated ceramic filter. CTS' Actiplex™ Series Filters are low loss high rejection surface mount filters designed for use in micro, pico and other infrastructure applications requiring 10W continuous power handling.

Weight: 35 grams typical

Material: Filter is composed of a ceramic block coated with Ag and a shield made of nickel silver plated steel.

Filter complies with RoHS standards.



Electrical Specifications

<u>Parameter</u>	<u>Frequency MHz</u>	<u>Typical @ 25°C</u>	<u>Spec over -40°C to +85°C</u>
Passband Iloss	1805 - 1880	-2.2	-2.8
Passband Ripple	1805 - 1880	1.0	1.4
Passband Return Loss @ Port 1	1805 - 1880	-14.0	-12.0
Passband Return Loss @ Port 2	1805 - 1880	-14.0	-12.0
Attenuation	0.1 - 1785	-42.0	-40.0
	1900 - 2300	-23.0	-20.0
Power into any port		10 Watt max	

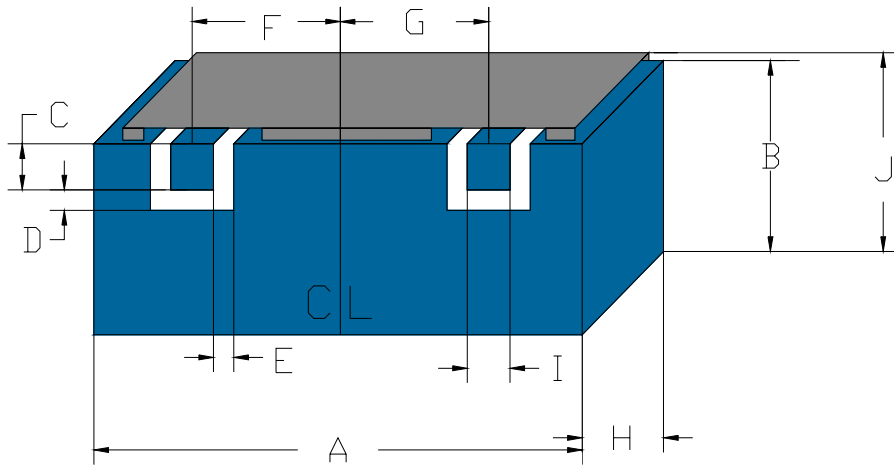
Note: Supplier shall test each filter to the critical electrical specifications of the above table. Any subsequent audits may deviate from in value due to measurement repeatability among different test systems. Such deviations shall not exceed the following limits:

<u>Specification Allowance</u>	
Insertion Loss	0.1 dB
Return Loss	1.0 dB
Stopbands	1.0 dB

*This product is covered by one or more of the following U.S. and foreign patents including: US 4,692,726;US 4,742,562; US 4,800,348;US 4,829,274;US 5,146,193;EP 0573597;DE 0573597;FR 0573597;JP 508149/92;KR 142171;US 5,162,760;US 5,218,329;US 5,250,916;US 5,327,109;US 5,488,335;CA 2114029;FR 9306297;GB 2273393;JP 3205337;KR 115113;CN 93106228.4;US 5,512,866;EP 0706719;DE 0706719;FR 0706719;GB 0706719;CN 95190359.4;US 5,602,518;US 5,721,520;US 5,745,018;EP 0910875;DE 0910875;DK 0910875;FR 0910875;GB 0910875;IE 0910875;JP 505182/98;KR 10-323013;US 5,994,978;US 6,462,629;CN 00810420.4;US 6,559,735;US 6,650,202;US 6,834,429.Other US and foreign patents pending.

CTS Corporation 2006 reserves all copyrights in the layout, design and configuration of the patterns on this product.

Mechanical Drawing



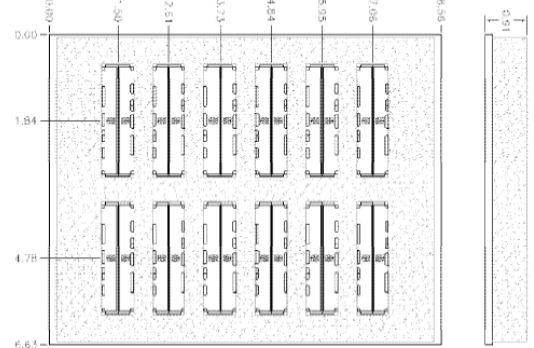
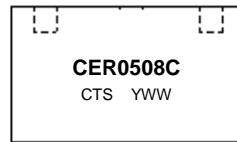
Dim	Nominal (mm)	Tolerance (mm) +/- or max
A	64.85	max
B	9.50	max
C	1.27	0.13
D	1.02	0.13
E	1.02	0.13
F	21.64	0.13
G	21.03	0.13
H	9.88	max
I	1.27	0.13
J	12.10	max

Electrical response



Packaging and Marking

Product is shipped in preformed foam trays



The trays have 12 slots each with 2 filters per slot. Boxes are packed with 5 Trays per box for a total of 120 filters per box.

PCB Layout

